raytron

レイトロン株式会社

砲弾型LED

カタログ

LED LAMPS PART NUMBER SYSTEM

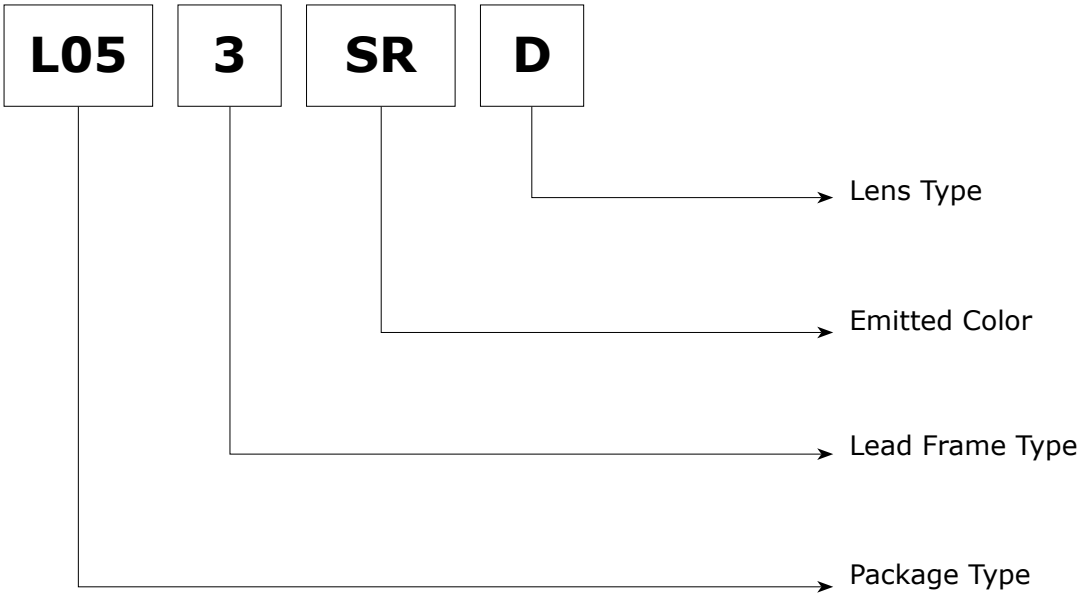

Package Size	Part Number	Chip			Lens Color	Electrical-Optical Characteristics at If=20mA				Viewing Angle (deg) 2θ 1/2	Package Fig.
		Material	λD (nm)	Emitted Color		Vf (V)		Iv (mcd)			
						Typ.	Max.	Min.	Typ.		
1.6 mm Tower Type	L214PURD	AlInGaP	637	Ultra Red	Red Diffused	1.9	2.4	35	50	90	L-01
	L214PD	GaP	650	Hi-Red	Red Diffused	2.2	2.6	1.5	2.5	90	
	L214MD	GaAsP on GaP	625	Orange Red	Red Diffused	2.0	2.6	20	25	90	
	L214GD	GaP	570	Green	Green Diffused	2.2	2.6	10	15	90	
	L214YD	GaAsP on GaP	590	Yellow	Yellow Diffused	2.0	2.6	10	15	90	
	L214BD	GaAsP on GaP	605	Amber	Amber Diffused	2.0	2.6	12	18	90	
	L214AD	GaAsP on GaP	625	Orange Red	Orange Diffused	2.0	2.6	20	25	90	
	L214SBLD	InGaN	465	Super Blue	Blue Diffused	3.1	3.6	80	100	90	

Package Dimensions unit : mm Tolerance : ± 0.25mm(0.01")

Fig. L-01
L214XX

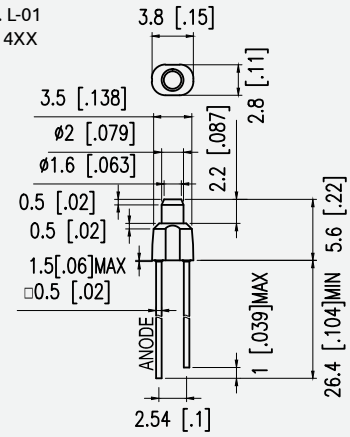

Package Size	Part Number	Chip			Lens Color	Electrical-Optical Characteristics at If=20mA				Viewing Angle (deg) 2θ 1/2	Package Fig.
		Material	λD (nm)	Emitted Color		Vf (V)		Iv (mcd)			
						Typ.	Max.	Min.	Typ.		
1.8 mm Tower Type	L9104PURD	AlInGaP	637	Ultra Red	Red Diffused	1.9	2.4	40	55	76	L-03
	L9104PD	GaP	650	Hi-Red	Red Diffused	2.2	2.6	2	3	76	
	L9104MD	GaAsP on GaP	625	Orange Red	Red Diffused	2.0	2.6	25	30	76	
	L9104GD	GaP	570	Green	Green Diffused	2.2	2.6	12	18	76	
	L9104YD	GaAsP on GaP	590	Yellow	Yellow Diffused	2.0	2.6	12	18	76	
	L9104BD	GaAsP on GaP	605	Amber	Amber Diffused	2.0	2.6	15	20	76	
	L9104AD	GaAsP on GaP	625	Orange Red	Orange Diffused	2.0	2.6	25	30	76	
	L9104SBLD	InGaN	465	Super Blue	Blue Diffused	3.1	3.6	85	120	76	
2.0 mm Tower Type	L924PURD	AlInGaP	637	Ultra Red	Red Diffused	1.9	2.4	40	55	70	L-04
	L924PD	GaP	650	Hi-Red	Red Diffused	2.2	2.6	2	3	70	
	L924MD	GaAsP on GaP	625	Orange Red	Red Diffused	2.0	2.6	25	30	70	
	L924GD	GaP	570	Green	Green Diffused	2.2	2.6	12	18	70	
	L924YD	GaAsP on GaP	590	Yellow	Yellow Diffused	2.0	2.6	12	18	70	
	L924BD	GaAsP on GaP	605	Amber	Amber Diffused	2.0	2.6	15	20	70	
	L924AD	GaAsP on GaP	625	Orange Red	Orange Diffused	2.0	2.6	25	30	70	
	L924SBLD	InGaN	465	Super Blue	Blue Diffused	3.1	3.6	85	120	70	
2.0 mm Tower Type	L023PURD	AlInGaP	637	Ultra Red	Red Diffused	1.9	2.4	30	45	100	L-05
	L023PD	GaP	650	Hi-Red	Red Diffused	2.2	2.6	1	2	100	
	L023MD	GaAsP on GaP	625	Orange Red	Red Diffused	2.0	2.6	18	22	100	
	L023GD	GaP	570	Green	Green Diffused	2.2	2.6	8	12	100	
	L023YD	GaAsP on GaP	590	Yellow	Yellow Diffused	2.0	2.6	8	12	100	
	L023BD	GaAsP on GaP	605	Amber	Amber Diffused	2.0	2.6	10	15	100	
	L023AD	GaAsP on GaP	625	Orange Red	Orange Diffused	2.0	2.6	18	22	100	
	L023SBLD	InGaN	465	Super Blue	Blue Diffused	3.1	3.6	60	80	100	

Package Dimensions unit : mm Tolerance : ± 0.25mm(0.01")

Fig. L-03
L9104XX

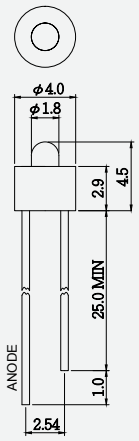

Fig. L-04
L924XX

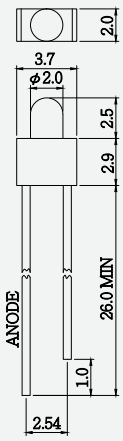

Fig. L-05
L023XX

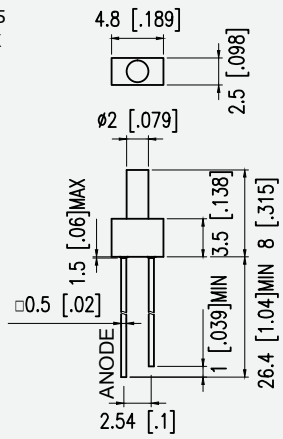

Package Size	Part Number	Chip			Lens Color	Electrical-Optical Characteristics at If=20mA				Viewing Angle (deg) 2θ 1/2	Package Fig.
		Material	λD (nm)	Emitted Color		Vf (V)		Iv (mcd)			
						Typ.	Max.	Min.	Typ.		
2.0 mm Tower Type	L223PURD	AlInGaP	637	Ultra Red	Red Diffused	1.9	2.4	40	55	76	L-06
	L223PD	GaP	650	Hi-Red	Red Diffused	2.2	2.6	2	3	76	
	L223MD	GaAsP on GaP	625	Orange Red	Red Diffused	2.0	2.6	25	30	76	
	L223GD	GaP	570	Green	Green Diffused	2.2	2.6	12	18	76	
	L223YD	GaAsP on GaP	590	Yellow	Yellow Diffused	2.0	2.6	12	18	76	
	L223BD	GaAsP on GaP	605	Amber	Amber Diffused	2.0	2.6	15	20	76	
	L223AD	GaAsP on GaP	625	Orange Red	Orange Diffused	2.0	2.6	25	30	76	
	L223SBLD	InGaN	465	Super Blue	Blue Diffused	3.1	3.6	85	120	76	
3mm Round, T-1 Wide Angle	L034PURD	AlInGaP	637	Ultra Red	Red Diffused	1.9	2.4	80	100	70	L-07
	L034PD	GaP	650	Hi-Red	Red Diffused	2.2	2.6	6	10	70	
	L034MD	GaAsP on GaP	625	Orange Red	Red Diffused	2.0	2.6	30	40	70	
	L034GD	GaP	570	Green	Green Diffused	2.2	2.6	28	35	70	
	L034YD	GaAsP on GaP	590	Yellow	Yellow Diffused	2.0	2.6	25	30	70	
	L034BD	GaAsP on GaP	605	Amber	Amber Diffused	2.0	2.6	28	35	70	
	L034AD	GaAsP on GaP	625	Orange Red	Orange Diffused	2.0	2.6	30	40	70	
	L034SBLD	InGaN	465	Super Blue	Blue Diffused	3.1	3.6	250	400	70	
3mm Round, T-1 Narrow Angle	L034PURT	AlInGaP	637	Ultra Red	Red Transparent	1.9	2.4	250	400	36	L-08
	L034PT	GaP	650	Hi-Red	Red Transparent	2.2	2.6	10	15	36	
	L034MT	GaAsP on GaP	625	Orange Red	Red Transparent	2.0	2.6	90	140	36	
	L034GT	GaP	570	Green	Green Transparent	2.2	2.6	80	120	36	
	L034YT	GaAsP on GaP	590	Yellow	Yellow Transparent	2.0	2.6	80	120	36	
	L034BT	GaAsP on GaP	605	Amber	Amber Transparent	2.0	2.6	80	130	36	
	L034AT	GaAsP on GaP	625	Orange Red	Orange Transparent	2.0	2.6	90	140	36	
	L034SBLT	InGaN	465	Super Blue	Blue Transparent	3.1	3.6	1500	2000	36	

Package Dimensions unit : mm Tolerance : ± 0.25mm(0.01")

Fig. L-06
L223XX

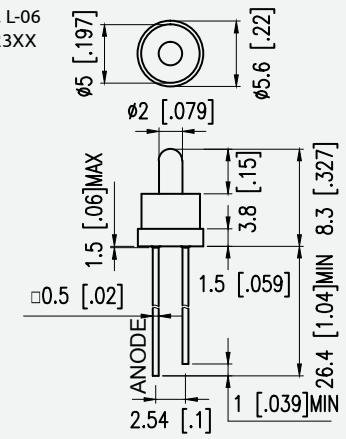

Fig. L-07
L034XX

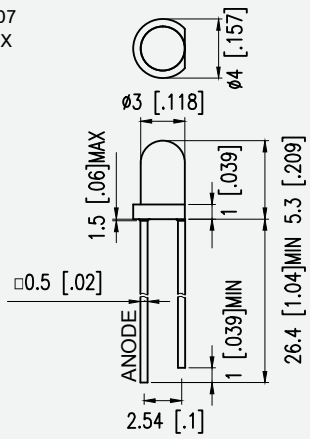

Fig. L-08
L034XX

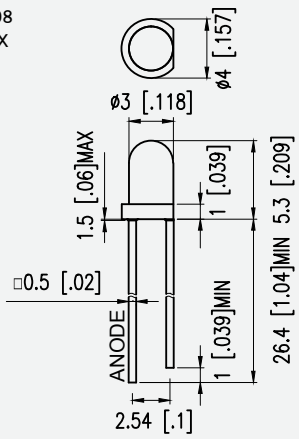

Package Size	Part Number	Chip			Lens Color	Electrical-Optical Characteristics at If=20mA				Viewing Angle (deg) 2θ 1/2	Package Fig.
		Material	λD (nm)	Emitted Color		Vf (V)		Iv (mcd)			
						Typ.	Max.	Min.	Typ.		
3mm Round, T-1 4.2mm Height	L304PURD	AlInGaP	637	Ultra Red	Red Diffused	1.9	2.4	65	80	80	L-09
	L304PD	GaP	650	Hi-Red	Red Diffused	2.2	2.6	3	5	80	
	L304MD	GaAsP on GaP	625	Orange Red	Red Diffused	2.0	2.6	25	30	80	
	L304GD	GaP	570	Green	Green Diffused	2.2	2.6	20	25	80	
	L304YD	GaAsP on GaP	590	Yellow	Yellow Diffused	2.0	2.6	20	25	80	
	L304BD	GaAsP on GaP	605	Amber	Amber Diffused	2.0	2.6	25	30	80	
	L304AD	GaAsP on GaP	625	Orange Red	Orange Diffused	2.0	2.6	25	30	80	
	L304SBLD	InGaN	465	Super Blue	Blue Diffused	3.1	3.6	220	330	80	
2.9mm Round, T-1 4.5mm Height Small Flange	L394PURD	AlInGaP	637	Ultra Red	Red Diffused	1.9	2.4	65	80	76	L-10
	L394PD	GaP	650	Hi-Red	Red Diffused	2.2	2.6	3	5	76	
	L394MD	GaAsP on GaP	625	Orange Red	Red Diffused	2.0	2.6	25	30	76	
	L394GD	GaP	570	Green	Green Diffused	2.2	2.6	20	25	76	
	L394YD	GaAsP on GaP	590	Yellow	Yellow Diffused	2.0	2.6	20	25	76	
	L394BD	GaAsP on GaP	605	Amber	Amber Diffused	2.0	2.6	25	30	76	
	L394AD	GaAsP on GaP	625	Orange Red	Orange Diffused	2.0	2.6	25	30	76	
	L394SBLD	InGaN	465	Super Blue	Blue Diffused	3.1	3.6	220	330	76	
3mm Round, T-1 Flangeless	L514PURD	AlInGaP	637	Ultra Red	Red Diffused	1.9	2.4	80	100	76	L-11
	L514PD	GaP	650	Hi-Red	Red Diffused	2.2	2.6	6	10	76	
	L514MD	GaAsP on GaP	625	Orange Red	Red Diffused	2.0	2.6	30	40	76	
	L514GD	GaP	570	Green	Green Diffused	2.2	2.6	28	35	76	
	L514YD	GaAsP on GaP	590	Yellow	Yellow Diffused	2.0	2.6	25	30	76	
	L514BD	GaAsP on GaP	605	Amber	Amber Diffused	2.0	2.6	28	35	76	
	L514AD	GaAsP on GaP	625	Orange Red	Orange Diffused	2.0	2.6	30	40	76	
	L514SBLD	InGaN	465	Super Blue	Blue Diffused	3.1	3.6	250	400	76	

Package Dimensions unit : mm Tolerance : ± 0.25mm(0.01")

Fig. L-09
L304XX

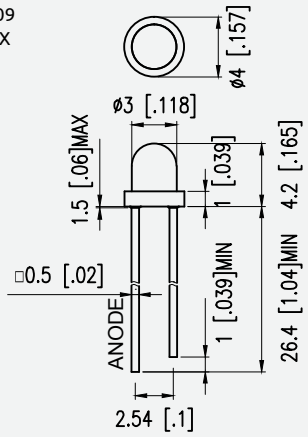

Fig. L-10
L394XX

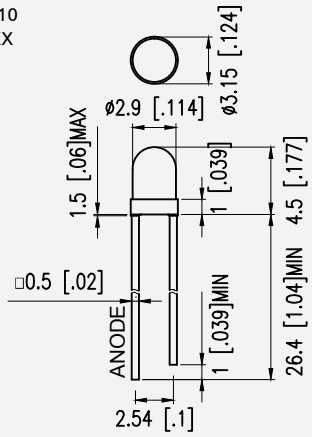

Fig. L-11
L514XX

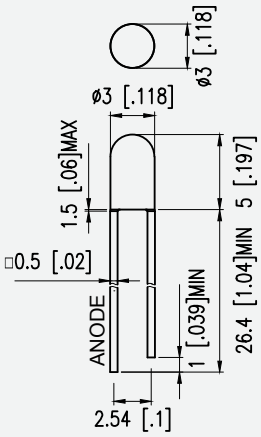

Package Size	Part Number	Chip			Lens Color	Electrical-Optical Characteristics at If=20mA				Viewing Angle (deg) 2θ 1/2	Package Fig.
		Material	λD (nm)	Emitted Color		Vf (V)		Iv (mcd)			
						Typ.	Max.	Min.	Typ.		
3mm Cylindrical	L284PURD	AlInGaP	637	Ultra Red	Red Diffused	1.9	2.4	30	45	100	L-12
	L284PD	GaP	650	Hi-Red	Red Diffused	2.2	2.6	1	2	100	
	L284MD	GaAsP on GaP	625	Orange Red	Red Diffused	2.0	2.6	18	22	100	
	L284GD	GaP	570	Green	Green Diffused	2.2	2.6	8	12	100	
	L284YD	GaAsP on GaP	590	Yellow	Yellow Diffused	2.0	2.6	8	12	100	
	L284BD	GaAsP on GaP	605	Amber	Amber Diffused	2.0	2.6	10	15	100	
	L284AD	GaAsP on GaP	625	Orange Red	Orange Diffused	2.0	2.6	18	22	100	
	L284SBLD	InGaN	465	Super Blue	Blue Diffused	3.1	3.6	60	80	100	
4mm Round	L043PURD	AlInGaP	637	Ultra Red	Red Diffused	1.9	2.4	80	120	60	L-13
	L043PD	GaP	650	Hi-Red	Red Diffused	2.2	2.6	2	4	60	
	L043MD	GaAsP on GaP	625	Orange Red	Red Diffused	2.0	2.6	30	35	60	
	L043GD	GaP	570	Green	Green Diffused	2.2	2.6	25	30	60	
	L043YD	GaAsP on GaP	590	Yellow	Yellow Diffused	2.0	2.6	20	25	60	
	L043BD	GaAsP on GaP	605	Amber	Amber Diffused	2.0	2.6	30	35	60	
	L043AD	GaAsP on GaP	625	Orange Red	Orange Diffused	2.0	2.6	30	35	60	
	L043SBLD	InGaN	465	Super Blue	Blue Diffused	3.1	3.6	150	210	60	
5mm Round, T-1 3/4 Wide Angle	L053PURD	AlInGaP	637	Ultra Red	Red Diffused	1.9	2.4	75	100	45	L-14
	L053PD	GaP	650	Hi-Red	Red Diffused	2.2	2.6	2	4	45	
	L053MD	GaAsP on GaP	625	Orange Red	Red Diffused	2.0	2.6	45	60	45	
	L053GD	GaP	570	Green	Green Diffused	2.2	2.6	40	50	45	
	L053YD	GaAsP on GaP	590	Yellow	Yellow Diffused	2.0	2.6	35	50	45	
	L053BD	GaAsP on GaP	605	Amber	Amber Diffused	2.0	2.6	35	50	45	
	L053AD	GaAsP on GaP	625	Orange Red	Orange Diffused	2.0	2.6	45	60	45	
	L053SBLD	InGaN	465	Super Blue	Blue Diffused	3.1	3.6	150	260	45	

Package Dimensions unit : mm Tolerance : ± 0.25mm(0.01")

Fig. L-12
L284XX

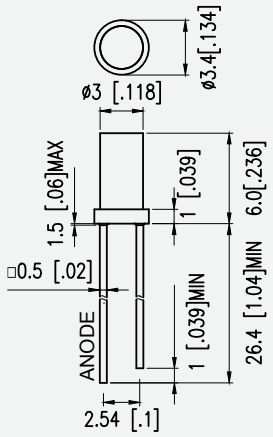

Fig. L-13
L043XX

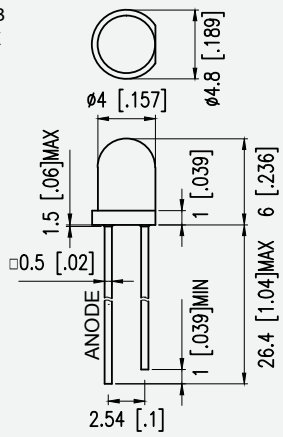

Fig. L-14
L053XX

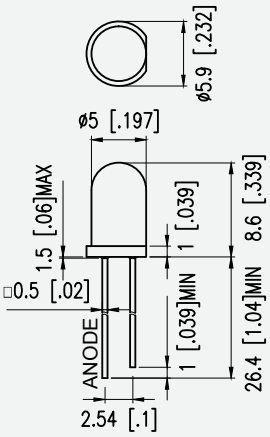

Package Size	Part Number	Chip			Lens Color	Electrical-Optical Characteristics at If=20mA				Viewing Angle (deg) 2θ 1/2	Package Fig.
		Material	λD (nm)	Emitted Color		Vf (V)		Iv (mcd)			
						Typ.	Max.	Min.	Typ.		
5mm Round, T-1 Narrow Angle	L053PURT	AlInGaP	637	Ultra Red	Red Transparent	1.9	2.4	650	1200	16	L-15
	L053PT	GaP	650	Hi-Red	Red Transparent	2.2	2.6	10	15	16	
	L053MT	GaAsP on GaP	625	Orange Red	Red Transparent	2.0	2.6	85	120	16	
	L053GT	GaP	570	Green	Green Transparent	2.2	2.6	80	100	16	
	L053YT	GaAsP on GaP	590	Yellow	Yellow Transparent	2.0	2.6	70	100	16	
	L053BT	GaAsP on GaP	605	Amber	Amber Transparent	2.0	2.6	70	100	16	
	L053AT	GaAsP on GaP	625	Orange Red	Orange Transparent	2.0	2.6	85	120	16	
	L053SBLT	InGaN	465	Super Blue	Blue Transparent	3.1	3.6	1500	2500	16	
4.7 mm Round Flangeless	L383PURD	AlInGaP	637	Ultra Red	Red Diffused	1.9	2.4	80	120	45	L-16
	L383PD	GaP	650	Hi-Red	Red Diffused	2.2	2.6	2	4	45	
	L383MD	GaAsP on GaP	625	Orange Red	Red Diffused	2.0	2.6	30	35	45	
	L383GD	GaP	570	Green	Green Diffused	2.2	2.6	25	30	45	
	L383YD	GaAsP on GaP	590	Yellow	Yellow Diffused	2.0	2.6	20	25	45	
	L383BD	GaAsP on GaP	605	Amber	Amber Diffused	2.0	2.6	30	35	45	
	L383AD	GaAsP on GaP	465	Orange Red	Orange Diffused	2.0	2.6	30	35	45	
	L383SBLD	InGaN	465	Super Blue	Blue Diffused	3.1	3.6	150	210	45	
5mm Cylindrical	L443PURD	AlInGaP	637	Ultra Red	Red Diffused	1.9	2.4	25	40	120	L-17
	L443PD	GaP	650	Hi-Red	Red Diffused	2.2	2.6	2	4	120	
	L443MD	GaAsP on GaP	625	Orange Red	Red Diffused	2.0	2.6	12	18	120	
	L443GD	GaP	570	Green	Green Diffused	2.2	2.6	10	15	120	
	L443YD	GaAsP on GaP	590	Yellow	Yellow Diffused	2.0	2.6	10	15	120	
	L443BD	GaAsP on GaP	605	Amber	Amber Diffused	2.0	2.6	12	18	120	
	L443AD	GaAsP on GaP	625	Orange Red	Orange Diffused	2.0	2.6	12	18	120	
	L443SBLD	InGaN	465	Super Blue	Blue Diffused	3.1	3.6	150	250	120	

Package Dimensions unit : mm Tolerance : ± 0.25mm(0.01")

Fig. L-15
L053XX

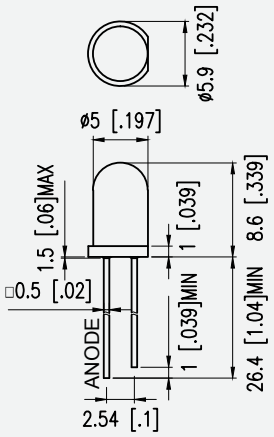

Fig. L-16
L383XX

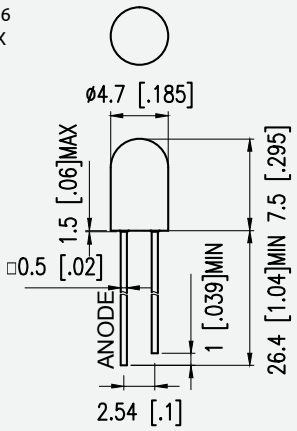

Fig. L-17
L443XX

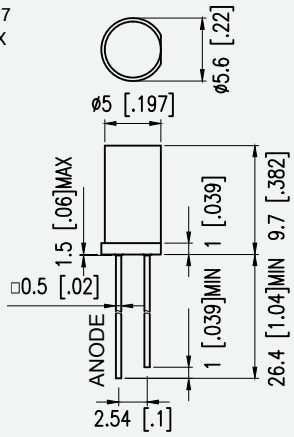

Package Size	Part Number	Chip			Lens Color	Electrical-Optical Characteristics at If=20mA				Viewing Angle (deg) 2θ 1/2	Package Fig.
		Material	λD (nm)	Emitted Color		Vf (V)		Iv (mcd)			
						Typ.	Max.	Min.	Typ.		
4.6mm Cylindrical	L4203PURD	AlInGaP	637	Ultra Red	Red Diffused	1.9	2.4	25	40	140	L-18
	L4203PD	GaP	650	Hi-Red	Red Diffused	2.2	2.6	2	4	140	
	L4203MD	GaAsP on GaP	625	Orange Red	Red Diffused	2.0	2.6	12	18	140	
	L4203GD	GaP	570	Green	Green Diffused	2.2	2.6	10	15	140	
	L4203YD	GaAsP on GaP	590	Yellow	Yellow Diffused	2.0	2.6	10	15	140	
	L4203BD	GaAsP on GaP	605	Amber	Amber Diffused	2.0	2.6	12	18	140	
	L4203AD	GaAsP on GaP	625	Orange Red	Orange Diffused	2.0	2.6	12	18	140	
	L4203SBLD	InGaN	465	Super Blue	Blue Diffused	3.1	3.6	150	250	140	
4.6mm x 5.0mm Tombstone	L413PURD	AlInGaP	637	Ultra Red	Red Diffused	1.9	2.4	80	120	65	L-19
	L413PD	GaP	650	Hi-Red	Red Diffused	2.2	2.6	2	4	65	
	L413MD	GaAsP on GaP	625	Orange Red	Red Diffused	2.0	2.6	30	35	65	
	L413GD	GaP	570	Green	Green Diffused	2.2	2.6	25	30	65	
	L413YD	GaAsP on GaP	590	Yellow	Yellow Diffused	2.0	2.6	20	25	65	
	L413BD	GaAsP on GaP	605	Amber	Amber Diffused	2.0	2.6	30	35	65	
	L413AD	GaAsP on GaP	625	Orange Red	Orange Diffused	2.0	2.6	30	35	65	
	L413SBLD	InGaN	465	Super Blue	Blue Diffused	3.1	3.6	150	210	65	
5.0mm Cylindrical Flangeless	L433PURD	AlInGaP	637	Ultra Red	Red Diffused	1.9	2.4	25	40	130	L-20
	L433PD	GaP	650	Hi-Red	Red Diffused	2.2	2.6	2	4	130	
	L433MD	GaAsP on GaP	625	Orange Red	Red Diffused	2.0	2.6	12	18	130	
	L433GD	GaP	570	Green	Green Diffused	2.2	2.6	10	15	130	
	L433YD	GaAsP on GaP	590	Yellow	Yellow Diffused	2.0	2.6	10	15	130	
	L433BD	GaAsP on GaP	605	Amber	Amber Diffused	2.0	2.6	12	18	130	
	L433AD	GaAsP on GaP	625	Orange Red	Orange Diffused	2.0	2.6	12	18	130	
	L433SBLD	InGaN	465	Super Blue	Blue Diffused	3.1	3.6	150	250	130	

Package Dimensions unit : mm Tolerance : ± 0.25mm(0.01")

Fig. L-18
L4203XX

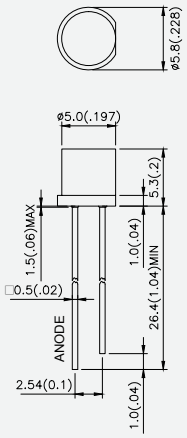

Fig. L-19
L413XX

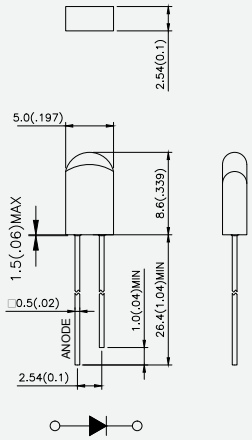

Fig. L-20
L433XX

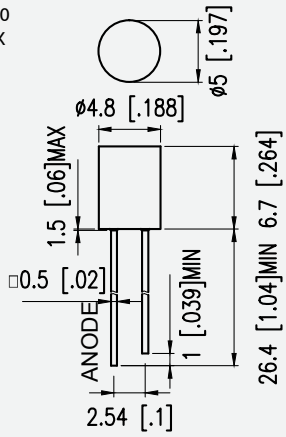

Package Size	Part Number	Chip			Lens Color	Electrical-Optical Characteristics at If=20mA				Viewing Angle (deg) 2θ 1/2	Package Fig.
		Material	λD (nm)	Emitted Color		Vf (V)		Iv (mcd)			
						Typ.	Max.	Min.	Typ.		
	L233PURD	AlInGaP	637	Ultra Red	Red Diffused	1.9	2.4	20	25	120	L-22
	L233PD	GaP	650	Hi-Red	Red Diffused	2.2	2.6	2	3	120	
	L233MD	GaAsP on GaP	625	Orange Red	Red Diffused	2.0	2.6	15	20	120	
	L233GD	GaP	570	Green	Green Diffused	2.2	2.6	12	15	120	
	L233YD	GaAsP on GaP	590	Yellow	Yellow Diffused	2.0	2.6	8	12	120	
	L233BD	GaAsP on GaP	605	Amber	Amber Diffused	2.0	2.6	12	15	120	
	L233AD	GaAsP on GaP	625	Orange Red	Orange Diffused	2.0	2.6	15	20	120	
4.0mm x 5.0mm Rectangular	L233SBLD	InGaN	465	Super Blue	Blue Diffused	3.1	3.6	65	100	120	
	L453PURD	AlInGaP	637	Ultra Red	Red Diffused	1.9	2.4	20	25	120	L-23
	L453PD	GaP	650	Hi-Red	Red Diffused	2.2	2.6	2	3	120	
	L453MD	GaAsP on GaP	625	Orange Red	Red Diffused	2.0	2.6	15	20	120	
	L453GD	GaP	570	Green	Green Diffused	2.2	2.6	12	15	120	
	L453YD	GaAsP on GaP	590	Yellow	Yellow Diffused	2.0	2.6	8	12	120	
	L453BD	GaAsP on GaP	605	Amber	Amber Diffused	2.0	2.6	12	15	120	
	L453AD	GaAsP on GaP	625	Orange Red	Orange Diffused	2.0	2.6	15	20	120	
2.0mm x 5.0mm Rectangular Flngeless	L453SBLD	InGaN	465	Super Blue	Blue Diffused	3.1	3.6	65	100	120	

Package Dimensions unit : mm Tolerance : ± 0.25mm(0.01")

Fig. L-22
L233XX

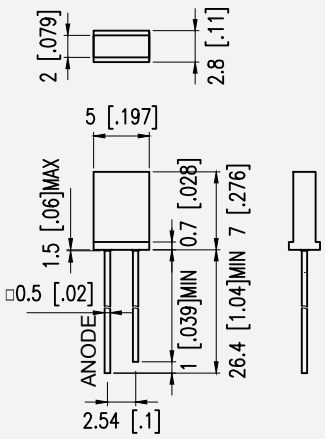

Fig. L-23
L453XX

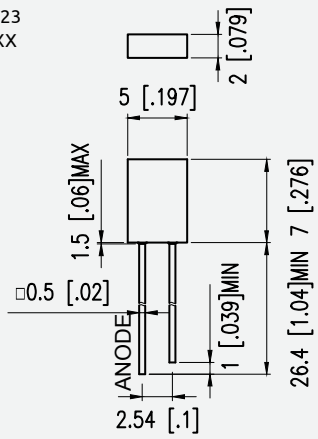

Package Size	Part Number	Chip			Lens Color	Electrical-Optical Characteristics at If=20mA				Viewing Angle (deg) 2θ 1/2	Package Fig.
		Material	λD (nm)	Emitted Color		Vf (V)		Iv (mcd)			
						Typ.	Max.	Min.	Typ.		
2.7mm x 7.1mm Rectangular	L543PURD	AlInGaP	637	Ultra Red	Red Diffused	1.9	2.4	20	25	130	L-24
	L543PD	GaP	650	Hi-Red	Red Diffused	2.2	2.6	2	3	130	
	L543MD	GaAsP on GaP	625	Orange Red	Red Diffused	2.0	2.6	15	20	130	
	L543GD	GaP	570	Green	Green Diffused	2.2	2.6	12	15	130	
	L543YD	GaAsP on GaP	590	Yellow	Yellow Diffused	2.0	2.6	8	12	130	
	L543BD	GaAsP on GaP	605	Amber	Amber Diffused	2.0	2.6	12	15	130	
	L543AD	GaAsP on GaP	625	Orange Red	Orange Diffused	2.0	2.6	15	20	130	
	L543SBLD	InGaN	465	Super Blue	Blue Diffused	3.1	3.6	65	100	130	
1.0mm x 5.0mm Rectangular	L473PURD	AlInGaP	637	Ultra Red	Red Diffused	1.9	2.4	18	25	100	L-25
	L473PD	GaP	650	Hi-Red	Red Diffused	2.2	2.6	1	2	100	
	L473MD	GaAsP on GaP	625	Orange Red	Red Diffused	2.0	2.6	12	16	100	
	L473GD	GaP	570	Green	Green Diffused	2.2	2.6	10	14	100	
	L473YD	GaAsP on GaP	590	Yellow	Yellow Diffused	2.0	2.6	7	10	100	
	L473BD	GaAsP on GaP	605	Amber	Amber Diffused	2.0	2.6	10	14	100	
	L473AD	GaAsP on GaP	625	Orange Red	Orange Diffused	2.0	2.6	12	16	100	
	L473SBLD	InGaN	465	Super Blue	Blue Diffused	3.1	3.6	50	85	100	
1.0mm x 5.0mm Rectangular	L483PURD	AlInGaP	637	Ultra Red	Red Diffused	1.9	2.4	18	25	100	L-26
	L483PD	GaP	650	Hi-Red	Red Diffused	2.2	2.6	1	2	100	
	L483MD	GaAsP on GaP	625	Orange Red	Red Diffused	2.0	2.6	12	16	100	
	L483GD	GaP	570	Green	Green Diffused	2.2	2.6	10	14	100	
	L483YD	GaAsP on GaP	590	Yellow	Yellow Diffused	2.0	2.6	7	10	100	
	L483BD	GaAsP on GaP	605	Amber	Amber Diffused	2.0	2.6	10	14	100	
	L483AD	GaAsP on GaP	625	Orange Red	Orange Diffused	2.0	2.6	12	16	100	
	L483SBLD	InGaN	465	Super Blue	Blue Diffused	3.1	3.6	50	85	100	

Package Dimensions unit : mm Tolerance : ± 0.25mm(0.01")

Fig. L-24
L543XX

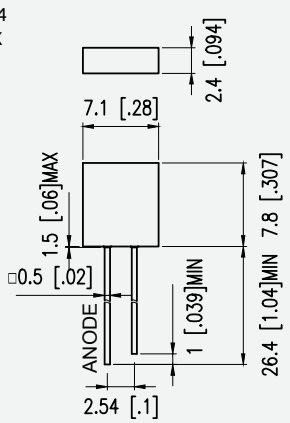

Fig. L-25
L473XX

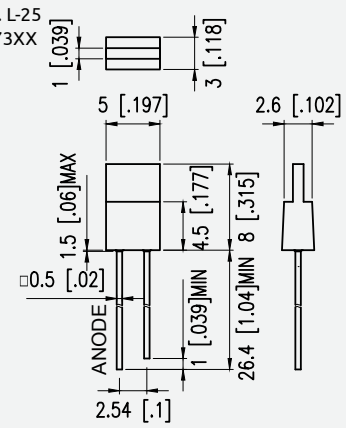

Fig. L-26
L483XX

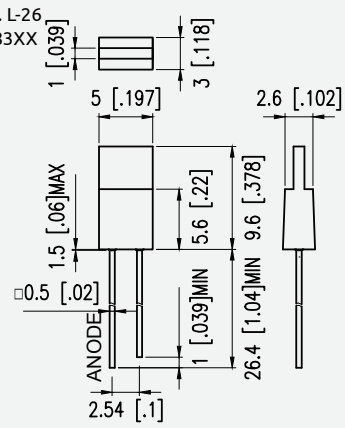

Package Size	Part Number	Chip			Lens Color	Electrical-Optical Characteristics at If=20mA				Viewing Angle (deg) 2θ 1/2	Package Fig.
		Material	λD (nm)	Emitted Color		Vf (V)		Iv (mcd)			
						Typ.	Max.	Min.	Typ.		
1.3mm x 3.5mm Super Thin	L374PURD	AlInGaP	637	Ultra Red	Red Diffused	1.9	2.4	40	60	130	L-27
	L374PD	GaP	650	Hi-Red	Red Diffused	2.2	2.6	1	2	130	
	L374MD	GaAsP on GaP	625	Orange Red	Red Diffused	2.0	2.6	15	20	130	
	L374GD	GaP	570	Green	Green Diffused	2.2	2.6	12	18	130	
	L374YD	GaAsP on GaP	590	Yellow	Yellow Diffused	2.0	2.6	10	15	130	
	L374BD	GaAsP on GaP	605	Amber	Amber Diffused	2.0	2.6	12	18	130	
	L374AD	GaAsP on GaP	625	Orange Red	Orange Diffused	2.0	2.6	15	20	130	
	L374SBLD	InGaN	465	Super Blue	Blue Diffused	3.1	3.6	100	140	130	
1.3mm x 6.1mm Rectangular	L254PURD	AlInGaP	637	Ultra Red	Red Diffused	1.9	2.4	18	25	120	L-28
	L254PD	GaP	650	Hi-Red	Red Diffused	2.2	2.6	1	2	120	
	L254MD	GaAsP on GaP	625	Orange Red	Red Diffused	2.0	2.6	12	16	120	
	L254GD	GaP	570	Green	Green Diffused	2.2	2.6	10	14	120	
	L254YD	GaAsP on GaP	590	Yellow	Yellow Diffused	2.0	2.6	7	10	120	
	L254BD	GaAsP on GaP	605	Amber	Amber Diffused	2.0	2.6	10	14	120	
	L254AD	GaAsP on GaP	625	Orange Red	Orange Diffused	2.0	2.6	12	16	120	
	L254SBLD	InGaN	465	Super Blue	Blue Diffused	3.1	3.6	50	85	120	
1.8mm x 5.3mm Rectangular	L243PURD	AlInGaP	637	Ultra Red	Red Diffused	1.9	2.4	18	25	120	L-29
	L243PD	GaP	650	Hi-Red	Red Diffused	2.2	2.6	1	2	120	
	L243MD	GaAsP on GaP	625	Orange Red	Red Diffused	2.0	2.6	12	16	120	
	L243GD	GaP	570	Green	Green Diffused	2.2	2.6	10	14	120	
	L243YD	GaAsP on GaP	590	Yellow	Yellow Diffused	2.0	2.6	7	10	120	
	L243BD	GaAsP on GaP	605	Amber	Amber Diffused	2.0	2.6	10	14	120	
	L243AD	GaAsP on GaP	625	Orange Red	Orange Diffused	2.0	2.6	12	16	120	
	L243SBLD	InGaN	465	Super Blue	Blue Diffused	3.1	3.6	50	85	120	

Package Dimensions unit : mm Tolerance : ± 0.25mm(0.01")

Fig. L-27
L374XX

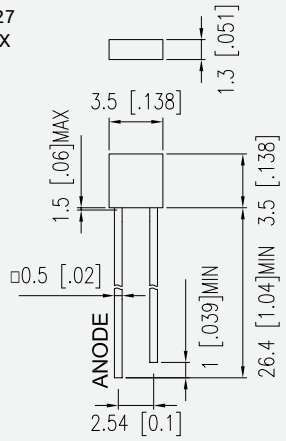

Fig. L-28
L254XX

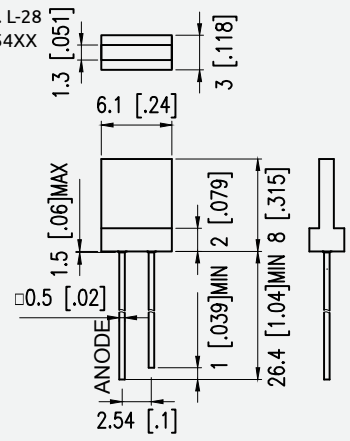

Fig. L-29
L243XX

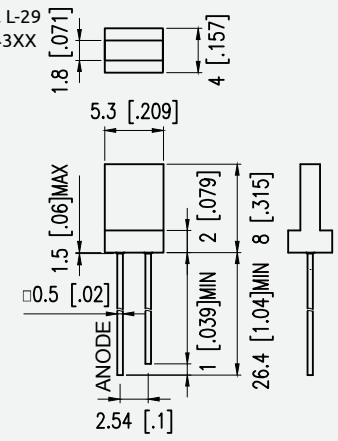

Package Size	Part Number	Chip			Lens Color	Electrical-Optical Characteristics at If=20mA				Viewing Angle (deg) 2θ 1/2	Package Fig.
		Material	λD (nm)	Emitted Color		Vf (V)		Iv (mcd)			
						Typ.	Max.	Min.	Typ.		
2.0mm x 4.0mm Rectangular	L463PURD	AlInGaP	637	Ultra Red	Red Diffused	1.9	2.4	20	25	120	L-30
	L463PD	GaP	650	Hi-Red	Red Diffused	2.2	2.6	2	3	120	
	L463MD	GaAsP on GaP	625	Orange Red	Red Diffused	2.0	2.6	15	20	120	
	L463GD	GaP	570	Green	Green Diffused	2.2	2.6	12	15	120	
	L463YD	GaAsP on GaP	590	Yellow	Yellow Diffused	2.0	2.6	8	12	120	
	L463BD	GaAsP on GaP	605	Amber	Amber Diffused	2.0	2.6	12	15	120	
	L463AD	GaAsP on GaP	625	Orange Red	Orange Diffused	2.0	2.6	15	20	120	
	L463SBLD	InGaN	465	Super Blue	Blue Diffused	3.1	3.6	65	100	120	
5.0mm x 5.0mm Square	L293PURD	AlInGaP	637	Ultra Red	Red Diffused	1.9	2.4	60	80	150	L-31
	L293PD	GaP	650	Hi-Red	Red Diffused	2.2	2.6	2	4	150	
	L293MD	GaAsP on GaP	625	Orange Red	Red Diffused	2.0	2.6	25	35	150	
	L293GD	GaP	570	Green	Green Diffused	2.2	2.6	20	25	150	
	L293YD	GaAsP on GaP	590	Yellow	Yellow Diffused	2.0	2.6	20	25	150	
	L293BD	GaAsP on GaP	605	Amber	Amber Diffused	2.0	2.6	25	35	150	
	L293AD	GaAsP on GaP	625	Orange Red	Orange Diffused	2.0	2.6	25	35	150	
	L293SBLD	InGaN	465	Super Blue	Blue Diffused	3.1	3.6	100	140	150	
5.0mm x 5.0mm Triangle Type	L333PURD	AlInGaP	637	Ultra Red	Red Diffused	1.9	2.4	60	80	100	L-32
	L333PD	GaP	650	Hi-Red	Red Diffused	2.2	2.6	2	4	100	
	L333MD	GaAsP on GaP	625	Orange Red	Red Diffused	2.0	2.6	25	35	100	
	L333GD	GaP	570	Green	Green Diffused	2.2	2.6	20	25	100	
	L33YD	GaAsP on GaP	590	Yellow	Yellow Diffused	2.0	2.6	20	25	100	
	L333BD	GaAsP on GaP	605	Amber	Amber Diffused	2.0	2.6	25	35	100	
	L333AD	GaAsP on GaP	625	Orange Red	Orange Diffused	2.0	2.6	25	35	100	
	L333SBLD	InGaN	465	Super Blue	Blue Diffused	3.1	3.6	100	140	100	

Package Dimensions unit : mm Tolerance : ± 0.25mm(0.01")

Fig. L-30
L463XX

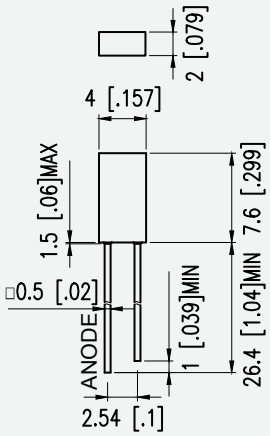

Fig. L-31
L293XX

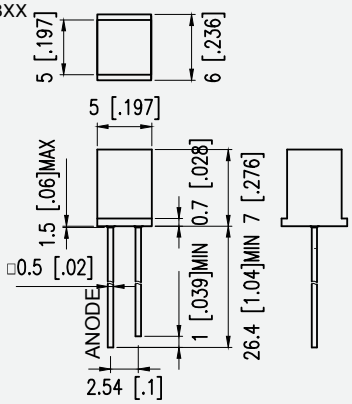

Fig. L-32
L333XX

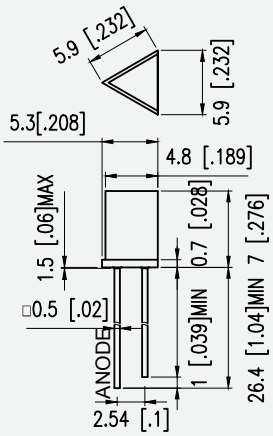

Package Size	Part Number	Chip			Lens Color	Electrical-Optical Characteristics at If=20mA				Viewing Angle (deg) 2θ 1/2	Package Fig.
		Material	λD (nm)	Emitted Color		Vf (V)		Iv (mcd)			
						Typ.	Max.	Min.	Typ.		
8.0mm Round	L803PURD	AlInGaP	637	Ultra Red	Red Diffused	1.9	2.4	180	300	45	L-33
	L803SMD	AlInGaP	625	Super Orange Red	Red Diffused	1.9	2.6	250	400	45	
	L803SBD	AlInGaP	605	Super Amber	Amber Diffused	1.9	2.6	250	400	45	
	L803SYD	AlInGaP	590	Super Yellow	Yellow Diffused	1.9	2.6	250	400	45	
	L803SGD	AlInGaP	571	Super Green	Green Diffused	2.0	2.6	120	180	45	
	L803UGD	InGaN	520	Ultra Green	Green Diffused	3.1	3.6	1000	1500	45	
	L803SBLD	InGaN	465	Super Blue	Blue Diffused	3.1	3.6	300	500	45	
8.0mm x 8.0mm	L083PURD	AlInGaP	637	Ultra Red	Red Diffused	1.9	2.4	180	300	40	L-34
	L083SMD	AlInGaP	625	Super Orange Red	Red Diffused	1.9	2.6	250	400	40	
	L083SBD	AlInGaP	605	Super Amber	Amber Diffused	1.9	2.6	250	400	40	
	L083SYD	AlInGaP	590	Super Yellow	Yellow Diffused	1.9	2.6	250	400	40	
	L083SGD	AlInGaP	571	Super Green	Green Diffused	2.0	2.6	120	180	40	
	L083UGD	InGaN	520	Ultra Green	Green Diffused	3.1	3.6	1000	1500	40	
	L083SBLD	InGaN	465	Super Blue	Blue Diffused	3.1	3.6	300	500	40	
10mm Round	L103PURD	AlInGaP	637	Ultra Red	Red Diffused	1.9	2.4	200	350	45	L-35
	L103SMD	AlInGaP	625	Super Orange Red	Red Diffused	1.9	2.6	350	500	45	
	L103SBD	AlInGaP	605	Super Amber	Amber Diffused	1.9	2.6	350	500	45	
	L103SYD	AlInGaP	590	Super Yellow	Yellow Diffused	1.9	2.6	350	500	45	
	L103SGD	AlInGaP	571	Super Green	Green Diffused	2.0	2.6	200	300	45	
	L103UGD	InGaN	520	Ultra Green	Green Diffused	3.1	3.6	1200	1800	45	
	L103SBLD	InGaN	465	Super Blue	Blue Diffused	3.1	3.6	380	600	45	

Package Dimensions unit : mm Tolerance : ± 0.25mm(0.01")

Fig. L-33
L803XX

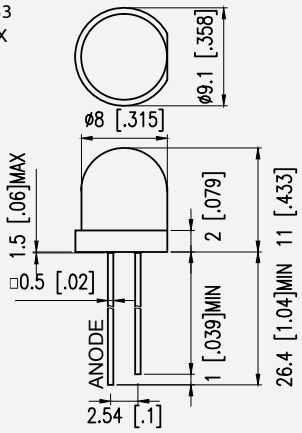

Fig. L-34
L083XX

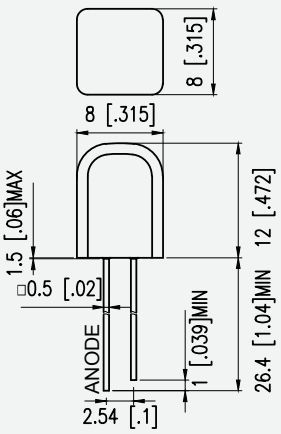

Fig. L-35
L103XX

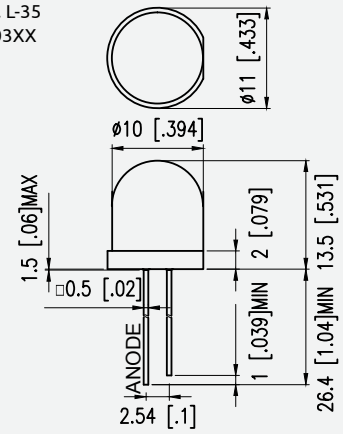

Package Size	Part Number	Chip			Lens Color	Electrical-Optical Characteristics at If=20mA				Viewing Angle (deg) 2θ 1/2	Package Fig.
		Material	λD (nm)	Emitted Color		Vf (V)		Iv (mcd)			
						Typ.	Max.	Min.	Typ.		
3.0mm Reflected Very Wide Angle	L554PURD	AlInGaP	637	Ultra Red	Red Diffused	1.9	2.4	18	25	120	L-36
	L554PD	GaP	650	Hi-Red	Red Diffused	2.2	2.6	1	2	120	
	L554MD	GaAsP on GaP	625	Orange Red	Red Diffused	2.0	2.6	12	16	120	
	L554GD	GaP	570	Green	Green Diffused	2.2	2.6	10	14	120	
	L554YD	GaAsP on GaP	590	Yellow	Yellow Diffused	2.0	2.6	7	10	120	
	L554BD	GaAsP on GaP	605	Amber	Amber Diffused	2.0	2.6	10	14	120	
	L554AD	GaAsP on GaP	625	Orange Red	Orange Diffused	2.0	2.6	12	16	120	
	L554SBLD	InGaN	465	Super Blue	Blue Diffused	3.1	3.6	50	85	120	
5.0mm Reflected Very Wide Angle	L563PURD	AlInGaP	637	Ultra Red	Red Diffused	1.9	2.4	18	25	150	L-37
	L563PD	GaP	650	Hi-Red	Red Diffused	2.2	2.6	1	2	150	
	L563MD	GaAsP on GaP	625	Orange Red	Red Diffused	2.0	2.6	12	16	150	
	L563GD	GaP	570	Green	Green Diffused	2.2	2.6	10	14	150	
	L563YD	GaAsP on GaP	590	Yellow	Yellow Diffused	2.0	2.6	7	10	150	
	L563BD	GaAsP on GaP	605	Amber	Amber Diffused	2.0	2.6	10	14	150	
	L563AD	GaAsP on GaP	635	Orange Red	Orange Diffused	2.0	2.6	12	16	150	
	L563SBLD	InGaN	465	Super Blue	Blue Diffused	3.1	3.6	50	85	150	
5mm Round, T-1 3/4 Flangeless	L573PURD	AlInGaP	637	Ultra Red	Red Diffused	1.9	2.4	75	100	45	L-38
	L573PD	GaP	650	Hi-Red	Red Diffused	2.2	2.6	2	4	45	
	L573MD	GaAsP on GaP	625	Orange Red	Red Diffused	2.0	2.6	45	60	45	
	L573GD	GaP	570	Green	Green Diffused	2.2	2.6	40	50	45	
	L573YD	GaAsP on GaP	590	Yellow	Yellow Diffused	2.0	2.6	35	50	45	
	L573BD	GaAsP on GaP	605	Amber	Amber Diffused	2.0	2.6	35	50	45	
	L573AD	GaAsP on GaP	625	Orange Red	Orange Diffused	2.0	2.6	45	60	45	
	L573SBLD	InGaN	465	Super Blue	Blue Diffused	3.1	3.6	150	260	45	

Package Dimensions unit : mm Tolerance : ± 0.25mm(0.01")

Fig. L-36
L554XX

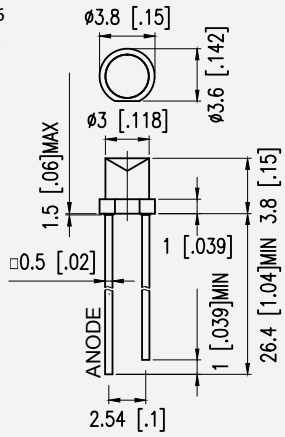

Fig. L-37
L563XX

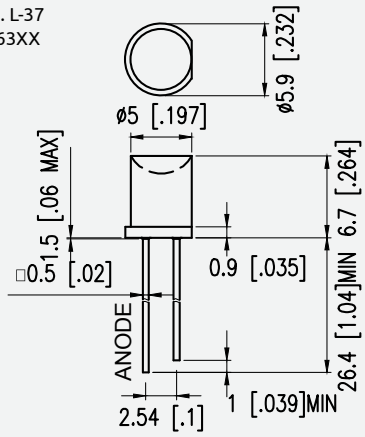

Fig. L-38
L573XX

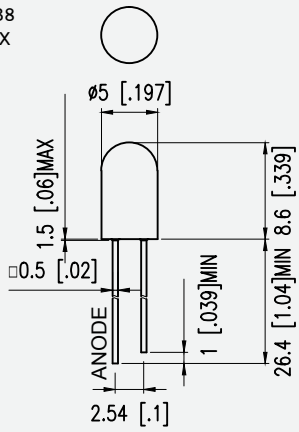

Package Size	Part Number	Chip			Lens Color	Electrical-Optical Characteristics at If=20mA				Viewing Angle (deg) 2θ 1/2	Package Fig.
		Material	λD (nm)	Emitted Color		Vf (V)		Iv (mcd)			
						Typ.	Max.	Min.	Typ.		
5mm Round, T-1 3/4 4.5mm Height	L633PURD	AlInGaP	637	Ultra Red	Red Diffused	1.9	2.4	60	85	130	L-40
	L633PD	GaP	650	Hi-Red	Red Diffused	2.2	2.6	2	3	130	
	L633MD	GaAsP on GaP	625	Orange Red	Red Diffused	2.0	2.6	25	30	130	
	L633GD	GaP	570	Green	Green Diffused	2.2	2.6	20	25	130	
	L633YD	GaAsP on GaP	590	Yellow	Yellow Diffused	2.0	2.6	20	25	130	
	L633BD	GaAsP on GaP	605	Amber	Amber Diffused	2.0	2.6	25	30	130	
	L633AD	GaAsP on GaP	625	Orange Red	Orange Diffused	2.0	2.6	25	30	130	
	L633SBLD	InGaN	465	Super Blue	Blue Diffused	3.1	3.6	120	160	130	
2.0mm x 3.0mm Rectangular	L364PURD	AlInGaP	637	Ultra Red	Red Diffused	1.9	2.4	40	60	100	L-41
	L364PD	GaP	650	Hi-Red	Red Diffused	2.2	2.6	1	2	100	
	L364MD	GaAsP on GaP	625	Orange Red	Red Diffused	2.0	2.6	15	20	100	
	L364GD	GaP	570	Green	Green Diffused	2.2	2.6	12	18	100	
	L364YD	GaAsP on GaP	590	Yellow	Yellow Diffused	2.0	2.6	10	15	100	
	L364BD	GaAsP on GaP	605	Amber	Amber Diffused	2.0	2.6	12	18	100	
	L364AD	GaAsP on GaP	625	Orange Red	Orange Diffused	2.0	2.6	15	20	100	
	L364SBLD	InGaN	465	Super Blue	Blue Diffused	3.1	3.6	100	140	100	

Package Dimensions unit : mm Tolerance : ± 0.25mm(0.01")

Fig. L-40
L633X

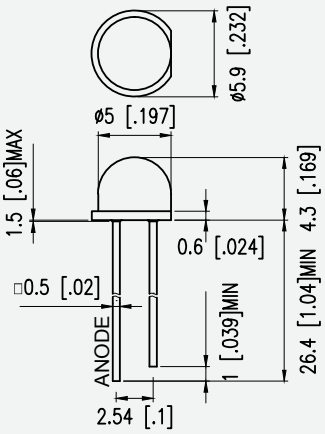

Fig. L-41
L364XX

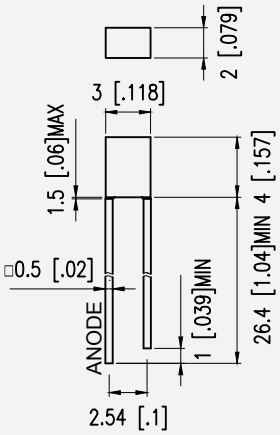

Package Size	Part Number	Chip			Lens Color	Electrical-Optical Characteristics at If=20mA				Viewing Angle (deg) 2θ 1/2	Package Fig.
		Material	λD (nm)	Emitted Color		Vf (V)		Iv (mcd)			
						Typ.	Max.	Min.	Typ.		
3 mm Round, T-1	L034URC	GaAlAs	645	Ultra Red	Water Clear	1.9	2.4	500	1000	36	L-46
	L034RHC	AlInGaP	645	Red	Water Clear	2	2.5	1800	2500	36	
	L034SAC	AlInGaP	625	Super Orange Red	Water Clear	1.9	2.5	1000	1600	36	
	L034UAC	AlInGaP	625	Ultra Orange Red	Water Clear	2	2.5	3000	4000	36	
	L034SBC	AlInGaP	605	Super Amber	Water Clear	1.9	2.5	900	1600	36	
	L034UBC	AlInGaP	605	Ultra Amber	Water Clear	2	2.5	3500	4500	36	
	L034SYC	AlInGaP	590	Super Yellow	Water Clear	1.9	2.5	1000	1600	36	
	L034UYC	AlInGaP	590	Ultra Yellow	Water Clear	2	2.5	3000	4500	36	
	L034SGC	AlInGaP	572	Super Green	Water Clear	2	2.5	400	550	36	
	L034UGC	AlInGaP	525	Ultra Green	Water Clear	3.1	3.6	10000	15000	36	
	L034BGC	InGaN	505	Blue Green	Water Clear	3.1	3.6	10000	15000	36	
	L034SBLC	InGaN	465	Blue	Water Clear	3.1	3.6	1500	2000	36	
	L034UBLC	InGaN	465	Ultra Blue	Water Clear	3.1	3.6	2500	4000	36	
5 mm Round, T-1 3/4	L053URC	GaAlAs	645	Ultra Red	Water Clear	1.9	2.4	900	1600	16	L-47
	L053RHC	AlInGaP	645	Red	Water Clear	2	2.5	2800	4000	16	
	L053SAC	AlInGaP	625	Super Orange Red	Water Clear	1.9	2.5	1600	2500	16	
	L053UAC	AlInGaP	625	Ultra Orange Red	Water Clear	2	2.5	8000	12000	16	
	L053SBC	AlInGaP	605	Super Amber	Water Clear	1.9	2.5	1500	2500	16	
	L053UBC	AlInGaP	605	Ultra Amber	Water Clear	2	2.5	8500	13000	16	
	L053SYC	AlInGaP	590	Super Yellow	Water Clear	1.9	2.5	1600	2500	16	
	L053UYC	AlInGaP	590	Ultra Yellow	Water Clear	2	2.5	8000	12000	16	
	L053SGC	AlInGaP	572	Super Green	Water Clear	2	2.5	800	1000	16	
	L053UGC	AlInGaP	525	Ultra Green	Water Clear	3.1	3.6	18000	25000	16	
	L053BGC	InGaN	505	Blue Green	Water Clear	3.1	3.6	18000	25000	16	
	L053SBLC	InGaN	465	Blue	Water Clear	3.1	3.6	2000	3000	16	
	L053UBLC	InGaN	465	Ultra Blue	Water Clear	3.1	3.6	4500	7000	16	

Package Dimensions unit : mm Tolerance : ± 0.25mm(0.01")

Fig. L-46
L034XX

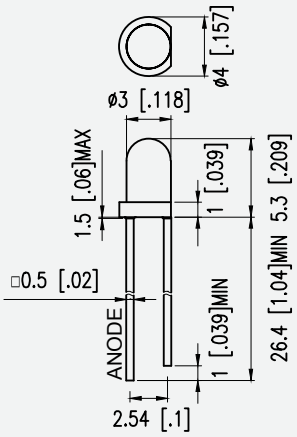

Fig. L-47
L053XX

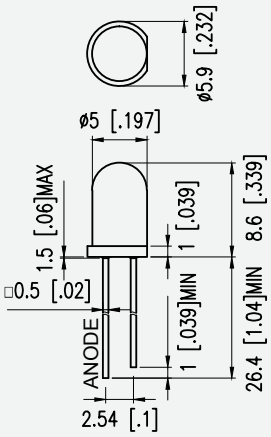

Package Size	Part Number	Chip			Lens Color	Electrical-Optical Characteristics at If=20mA				Viewing Angle (deg) 2θ 1/2	Package Fig.
		Material	Chromaticity Coordinate Typ.(x,y)			Vf (V)		Iv (mcd)			
						Typ.	Max.	Min.	Typ.		
3 mm Round, T-1	L034SWC-BH1	InGaN	x=0.25	y=0.21	Water Clear	3.1	3.6	7000	10000	40	L-48
	L034SWC-WH1	InGaN	x=0.3	y=0.3	Water Clear	3.1	3.6	7000	10000	40	
	L034SWC-YYH1	InGaN	x=0.42	y=0.42	Water Clear	3.1	3.6	6500	9000	40	
5 mm Round, T-1 3/4	L053SWC-BH1	InGaN	x=0.25	y=0.21	Water Clear	3.1	3.6	15000	25000	18	L-49
	L053SWC-WH1	InGaN	x=0.3	y=0.3	Water Clear	3.1	3.6	15000	25000	18	
	L053SWC-YYH1	InGaN	x=0.42	y=0.42	Water Clear	3.1	3.6	10000	20000	18	
5 mm Cylindrical Flangeless	L433SWC-BH1	InGaN	x=0.25	y=0.21	Water Clear	3.1	3.6	1000	1700	130	L-50
	L433SWC-WH1	InGaN	x=0.3	y=0.3	Water Clear	3.1	3.6	1000	1700	130	
	L433SWC-YYH1	InGaN	x=0.42	y=0.42	Water Clear	3.1	3.6	1000	1700	130	

Package Dimensions unit : mm Tolerance : ± 0.25mm(0.01")

Fig. L-48
L034XX

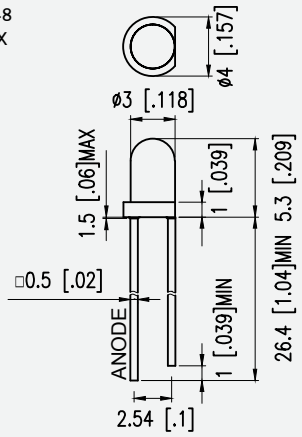

Fig. L-49
L053XX

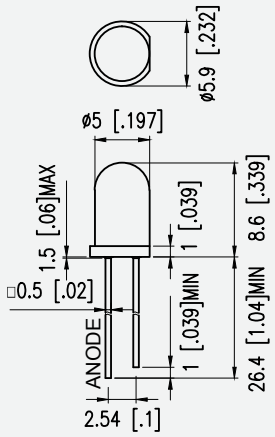

Fig. L-50
L433XX

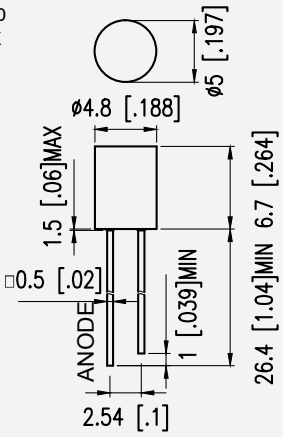

Package Size	Part Number	Chip			Lens Color	Electrical-Optical Characteristics at If=20mA				Viewing Angle (deg) 2θ 1/2	Package Fig.
		Material	λD (nm)	Emitted Color		Vf (V)		Iv (mcd)			
						Typ.	Max.	Min.	Typ.		
3.9 x 3.1mm Elliptical	LV3UMT	AlInGaP	625	Brilliant Orange Red	Red Transparent	2.0	2.6	2000	3500	X=110 Y=50	L-51
	LV3UYT	AlInGaP	590	Brilliant Yellow	Yellow Transparent	2.0	2.6	2000	3500	X=110 Y=50	
	LV3UGT	InGaN	525	Brilliant Green	Green Transparent	3.2	3.6	6000	8500	X=110 Y=50	
	LV3UBLT	InGaN	465	Brilliant Super Blue	Blue Transparent	3.1	3.6	1500	2500	X=110 Y=50	
5.2 x 3.8 mm Elliptical	LV5UMT-M06	AlInGaP	625	Brilliant Orange Red	Red Transparent	2.0	2.6	2500	3800	X=90 Y=40	L-52
	LV5UYT-M06	AlInGaP	590	Brilliant Yellow	Yellow Transparent	2.0	2.6	2500	3800	X=90 Y=40	
	LV5UGT-M06	InGaN	525	Brilliant Green	Green Transparent	3.2	3.6	6500	10000	X=90 Y=40	
	LV5UBLT-M06	InGaN	465	Brilliant Super Blue	Blue Transparent	3.1	3.6	2000	3000	X=90 Y=40	
5.5 x 4.5 mm Elliptical	LV5UMT-M04	AlInGaP	625	Brilliant Orange Red	Red Transparent	2.0	2.6	3500	5000	X=80 Y=36	L-53
	LV5UYT-M04	AlInGaP	590	Brilliant Yellow	Yellow Transparent	2.0	2.6	3500	5000	X=80 Y=36	
	LV5UGT-M04	InGaN	525	Brilliant Green	Green Transparent	3.2	3.6	8500	12500	X=80 Y=36	
	LV5UBLT-M04	InGaN	465	Brilliant Super Blue	Blue Transparent	3.1	3.6	2500	4000	X=80 Y=36	

Package Dimensions unit : mm Tolerance : ± 0.25mm(0.01")

Fig. L-51
LV3XX

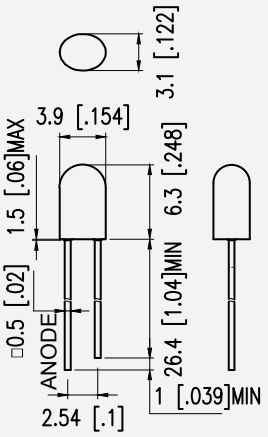

Fig. L-52
LV5XX-M06

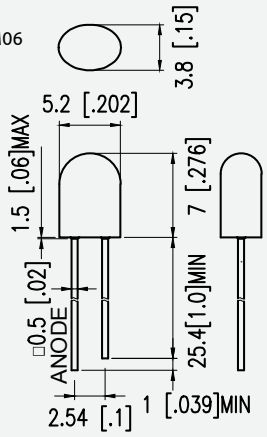

Fig. L-53
LV5XX-M04

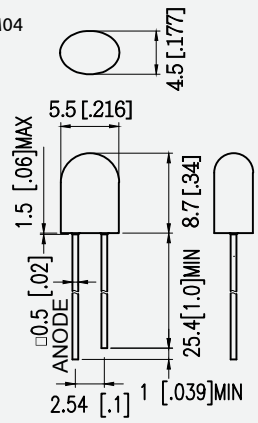

BLINKING LED LAMPS(Pulse Rate 2.4Hz)

Package Size	Part Number	Chip			Lens Color	Electrical-Optical Characteristics at If=20mA				Viewing Angle (deg) 2θ 1/2	Package Fig.
		Material	λD (nm)	Emitted Color		Vf (V)		Iv (mcd)			
						Typ.	Max.	Min.	Typ.		
3.0mm Round, T-1	LF036PURD	AlInGaP	637	Ultra Red	Red Diffused	5	6	35	50	70	L-54
	LF036MD	GaAsP on Gap	625	Orange Red	Red Diffused	5	6	30	35	70	
	LF036YD	GaAsP on Gap	590	Yellow	Yellow Diffused	5	6	25	30	70	
	LF036GD	Gap	570	Green	Green Diffused	5	6	25	30	70	
5.0mm Round, T-1	LF056PURD	AlInGaP	637	Ultra Red	Red Diffused	5	6	70	85	45	L-55
	LF056MD	GaAsP on Gap	625	Orange Red	Red Diffused	5	6	50	60	45	
	LF056YD	GaAsP on Gap	590	Yellow	Yellow Diffused	5	6	45	55	45	
	LF056GD	Gap	570	Green	Green Diffused	5	6	45	55	45	

Package Dimensions unit : mm Tolerance : ± 0.25mm(0.01")

Fig. L-54
LF036XX

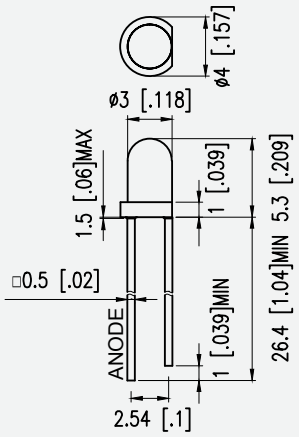

Fig. L-55
LF056XX

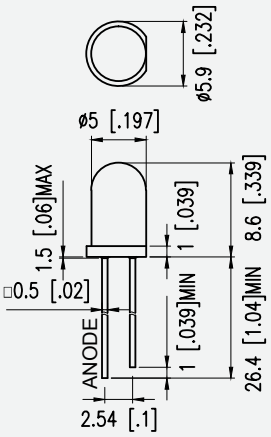

Package Size	Part Number	Chip			Lens Color	Electrical-Optical Characteristics at If=20mA				Viewing Angle (deg) 2θ 1/2	Package Fig.
		Material	λD (nm)	Emitted Color		Vf (V)		Iv (mcd)			
						Typ.	Max.	Min.	Typ.		
3.0mm Round, T-1	L039PURGW	AlInGaP	637	Ultra Red	White Diffused	1.9	2.4	50	75	76	L-56
		GaP	570	Green		2.2	2.6	25	30		
	L039AGW	GaAsP on GaP	625	Orange Red	White Diffused	2.0	2.6	28	35	76	
		GaP	570	Green		2.2	2.6	25	30		
	L039YGW	GaAsP on GaP	590	Yellow	White Diffused	2.0	2.6	20	25	76	
		GaP	570	Green		2.2	2.6	25	30		
	L039SASGW	AlInGaP	625	Super Orange Red	White Diffused	1.9	2.6	85	130	76	
		AlInGaP	572	Super Green		1.8	2.0	50	70		
5.0mm Round, T-1 3/4	L059PURGW	AlInGaP	637	Ultra Red	White Diffused	1.9	2.4	60	80	45	L-57
		GaP	570	Green		2.2	2.6	30	45		
	L059AGW	GaAsP on GaP	625	Orange Red	White Diffused	2.0	2.6	40	50	45	
		GaP	570	Green		2.2	2.6	30	45		
	L059YGW	GaAsP on GaP	590	Yellow	White Diffused	2.0	2.6	30	40	45	
		GaP	570	Green		2.2	2.6	30	45		
	L059SASGW	AlInGaP	625	Super Orange Red	White Diffused	1.9	2.6	100	150	45	
		AlInGaP	572	Super Green		1.8	2.0	70	100		
2mm x 5mm Rectangular	L239PURGW	AlInGaP	637	Ultra Red	White Diffused	1.9	2.4	18	25	120	L-58
		GaP	570	Green		2.2	2.6	10	15		
	L239AGW	GaAsP on GaP	625	Orange Red	White Diffused	2.0	2.6	13	18	120	
		GaP	570	Green		2.2	2.6	10	15		
	L239YGW	GaAsP on GaP	590	Yellow	White Diffused	2.0	2.6	8	12	120	
		GaP	570	Green		2.2	2.6	10	15		
	L239SASGW	AlInGaP	625	Super Orange Red	White Diffused	1.9	2.6	70	100	120	
		AlInGaP	572	Super Green		1.8	2.0	35	60		

Package Dimensions unit : mm Tolerance : ± 0.25mm(0.01")

Fig. L-56
L039XXX

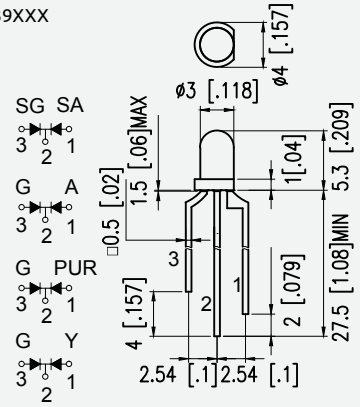

Fig. L-57
L059XXX

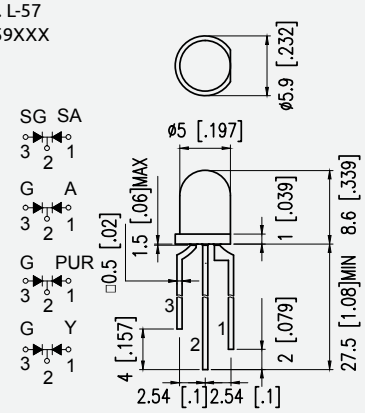

Fig. L-58
L239XXX

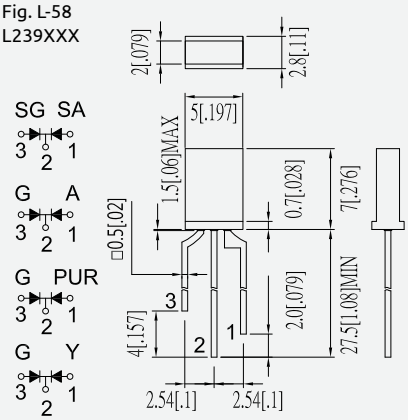

BI-COLOR LED LAMPS

Package Size	Part Number	Chip			Lens Color	Electrical-Optical Characteristics at If=20mA				Viewing Angle (deg) 2θ 1/2	Package Fig.
		Material	λD (nm)	Emitted Color		Vf (V)		Iv (mcd)			
						Typ.	Max.	Min.	Typ.		
3.0mm Round, T-1	L036PURGW	AlInGaP	637	Ultra Red	White Diffused	1.9	2.4	25	35	70	L-59
		GaP	570	Green		2.2	2.6	15	20		
	L036AGW	GaAsP on GaP	625	Orange Red	White Diffused	2.0	2.6	18	25	70	
		GaP	570	Green		2.2	2.6	15	20		
	L036YGW	GaAsP on GaP	590	Yellow	White Diffused	2.0	2.6	15	20	70	
		GaP	570	Green		2.2	2.6	15	20		
	L036SASGW	AlInGaP	625	Super Orange Red	White Diffused	1.9	2.5	35	50	70	
		AlInGaP	571	Super Green		2.0	2.6	25	35		
5.0mm Round, T-1 3/4	L056PURGW	AlInGaP	637	Ultra Red	White Diffused	1.9	2.4	60	80	45	L-60
		GaP	570	Green		2.2	2.6	30	40		
	L056AGW	GaAsP on GaP	625	Orange Red	White Diffused	2.0	2.6	50	60	45	
		GaP	570	Green		2.2	2.6	30	40		
	L056YGW	GaAsP on GaP	590	Yellow	White Diffused	2.0	2.6	50	60	45	
		GaP	570	Green		2.2	2.6	30	40		
	L056SASGW	AlInGaP	625	Super Orange Red	White Diffused	1.9	2.5	100	120	45	
		AlInGaP	571	Super Green		2.0	2.6	45	60		
2mm x 5mm Rectangular	L236PURGW	AlInGaP	637	Ultra Red	White Diffused	1.9	2.4	25	35	120	L-61
		GaP	570	Green		2.2	2.6	15	20		
	L236AGW	GaAsP on GaP	625	Orange Red	White Diffused	2.0	2.6	20	25	120	
		GaP	570	Green		2.2	2.6	15	20		
	L236YGW	GaAsP on GaP	590	Yellow	White Diffused	2.0	2.6	15	20	120	
		GaP	570	Green		2.2	2.6	15	20		
	L236SASGW	AlInGaP	625	Super Orange Red	White Diffused	1.9	2.5	40	60	120	
		AlInGaP	571	Super Green		2.0	2.0	25	35		

Package Dimensions unit : mm Tolerance : ± 0.25mm(0.01")

Fig. L-59
L036XX

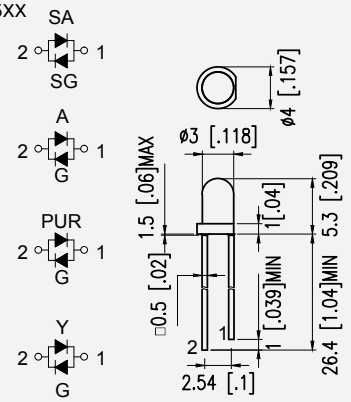

Fig. L-60
L056XX

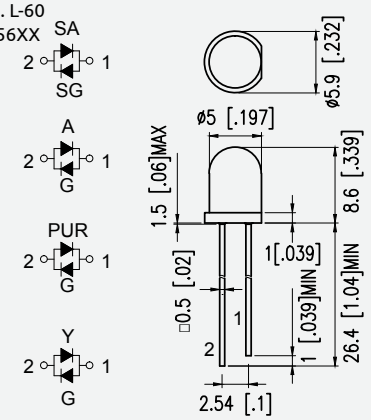

Fig. L-61
L236XX

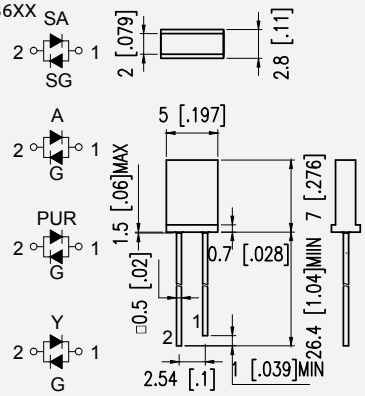

Package Size	Part Number	Chip			Lens Color	Electrical-Optical Characteristics at If=12mA				Viewing Angle (deg) 2θ 1/2	Package Fig.
		Material	λD (nm)	Emitted Color		Vf (V)		Iv (mcd)			
						Typ.	Max.	Min.	Typ.		
5mm Round, T-1 3/4	L053HPURD-5V	AlInGaP	637	Ultra Red	Red Diffused	5	6	45	60	45	L-62
	L053HBD-5V	GaAsP on GaP	605	Amber	Amber Diffused	5	6	25	35	45	
	L053HYD-5V	GaAsP on GaP	590	Yellow	Yellow Diffused	5	6	25	35	45	
	L053HGD-5V	GaP	570	Green	Green Diffused	5	6	22	30	45	
	L053HSBLD-5V	InGaN	470	Super Blue	Super Blue Diffused	5	6	80	120	45	
5mm Round,T-1 3/4	L053HPURD-12V	AlInGaP	637	Ultra Red	Red Diffused	12	13	30	45	45	L-63
	L053HBD-12V	GaAsP on GaP	605	Amber	Amber Diffused	12	13	20	25	45	
	L053HYD-12V	GaAsP on GaP	590	Yellow	Yellow Diffused	12	13	20	25	45	
	L053HGD-12V	GaP	570	Green	Green Diffused	12	13	15	20	45	
	L053HSBLD-12V	InGaN	470	Super Blue	Super Blue Diffused	12	13	65	100	45	

Package Dimensions unit : mm Tolerance : ± 0.25mm(0.01")

Fig. L-62
L053HXX-5V

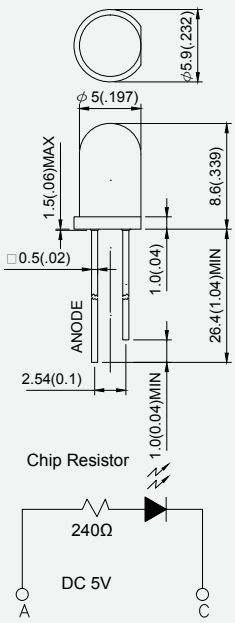

Fig. L-63
L053HXX-12V

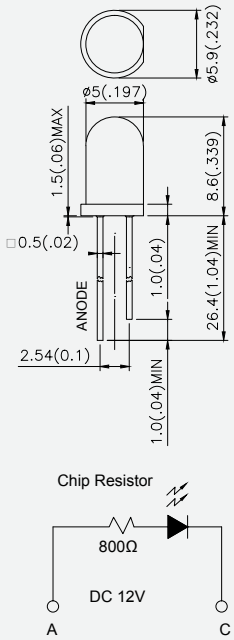

Package Size	Part Number	Chip			Lens Color	Electrical-Optical Characteristics at If=20mA				Viewing Angle (deg) 2θ 1/2	Package Fig.
		Material	λD (nm)	Emitted Color		Vf (V)		Iv (mcd)			
						Typ.	Max.	Min.	Typ.		
5mm Round, t-1 3/4	LA058GBRC-A	InGaN	525	Brilliant Green	Water Clear	3.1	3.6	1500	3000	30	L-64
		InGaN	465	Brilliant Super Blue		3.1	3.6	310	700		
		AlInGaP	625	Brilliant Red		2	2.5	310	680		

Package Dimensions unit : mm Tolerance : ± 0.25mm(0.01")

Fig. L-64
LA058GBRC-A

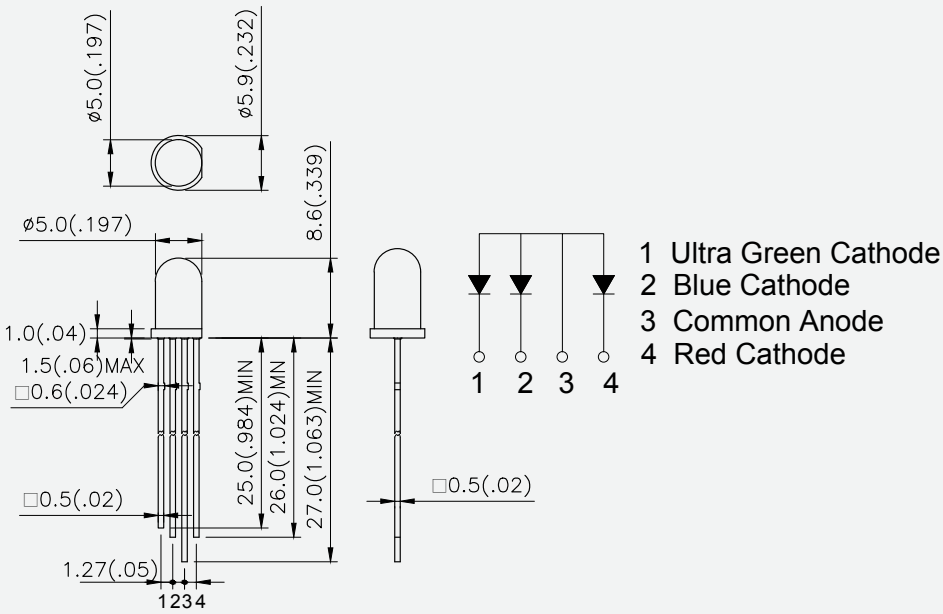

Package Dimensions unit : mm Tolerance : ± 0.25mm(0.01")

TYPE : L034TXX



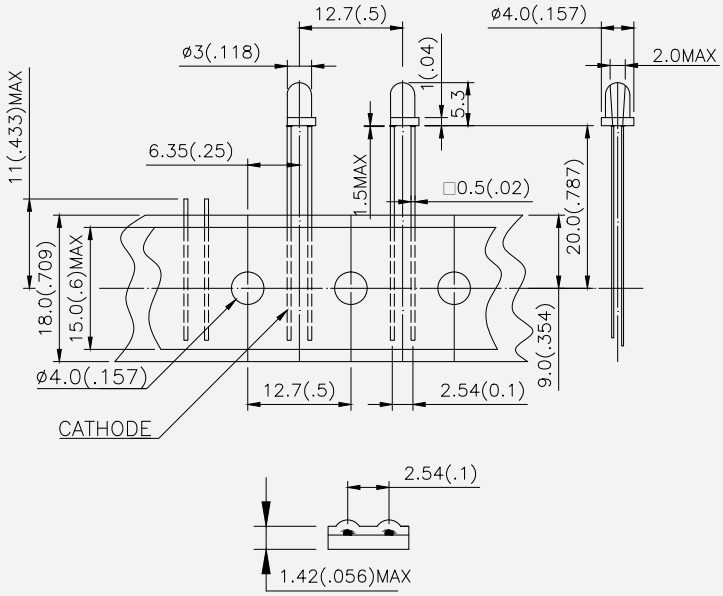

TYPE : L053TXX



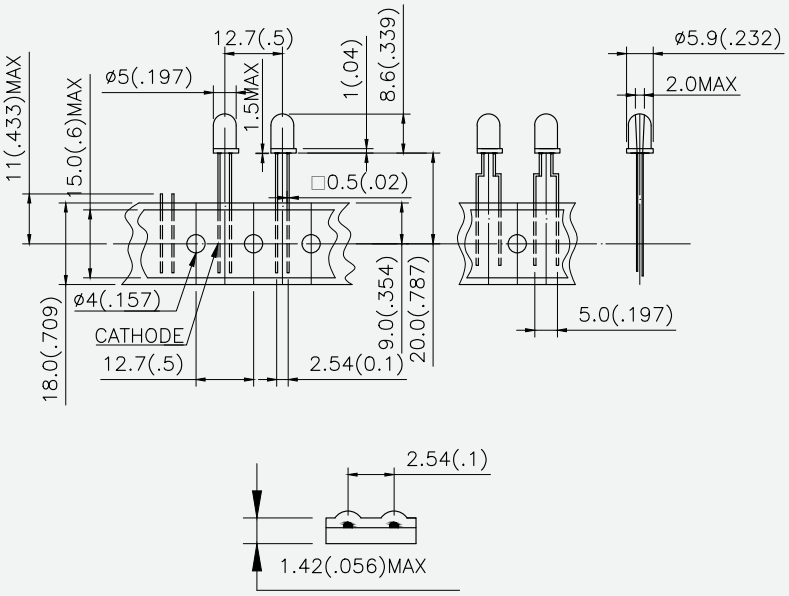

TYPE : L233TXX



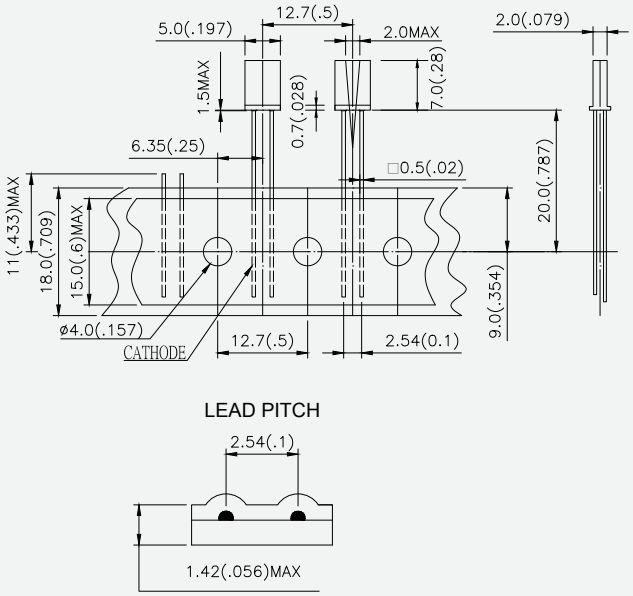

Package Size	Part Number	Chip		Lens Color	Vf (V) at If=20mA		Power(mW/sr) at If=20mA		Viewing Angle (deg) 2θ 1/2	Package Fig.
		Material	λD (nm)		Typ.	Max.	Min.	Typ.		
3mm Round, T-1	LIR034	GaAlAs	940	Blue Transparent	1.2	1.4	1	1.5	30	L-65
	LSIR034	GaAlAs	880	Blue Transparent	1.3	1.6	3	5	30	
	LUIR034	GaAlAs	850	Blue Transparent	1.4	1.7	20	25	30	
5mm Round, T-1 3/4	LIR053	GaAlAs	940	Blue Transparent	1.2	1.4	8	12	16	L-66
	LSIR053	GaAlAs	880	Blue Transparent	1.3	1.6	10	15	16	
	LUIR053	GaAlAs	850	Blue Transparent	1.4	1.7	25	35	16	

PHOTOTRANSISTOR

Package Size	Part Number	Chip		Rise & Fall Time(us)	Bvceo Min.(V)	V(sat)		IC(on)		Package Fig.
		Material	Lens Color			Ee= mW/cm²	Max.(V)	Ee= mW/cm²	Max.(mA)	
3mm Round, T-1	LPT035	Silicon	Water Clear	10/15	30	1	0.4	1	0.7	L-67
5mm Round, T-1 3/4	LPT055-B	Silicon	Black	10/15	30	1	0.4	1	0.8	L-68

PIN PHOTODIODE

Package Size	Part Number	Chip		Rise & Fall Time(nS)	V(BR)R Min.(V)	IL		ID		Package Fig.
		Material	Lens Color			Ee= mW/cm²	Typ.(uA)	Ee= mW/cm²	Max.(nA)	
3mm Round, T-1 3/4	LPD055-B	Silicon	Black	50/50	33	1	15	0	10	L-69

Package Dimensions unit : mm Tolerance : ± 0.25mm(0.01")

Fig. L-65
LXX034

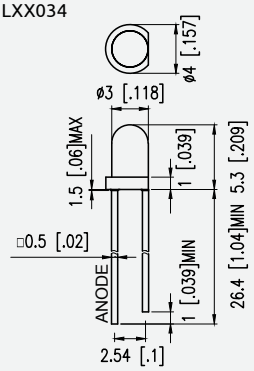

Fig. L-66
LXX053

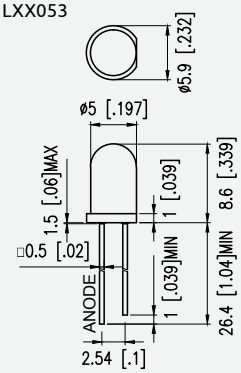

Fig. L-67
LPT035

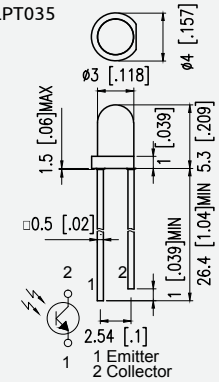

Fig. L-68
LPT055-B

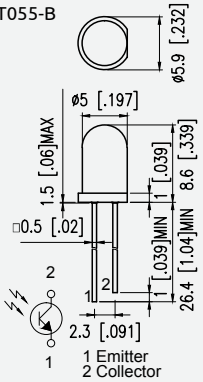
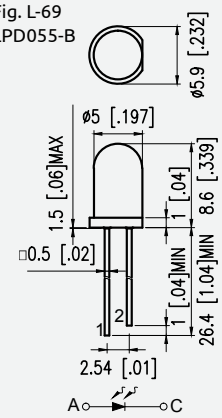
Fig. L-69
LPD055-B